

## Burns and Ferrall Locations

**AUCKLAND**  
12 Reg Savory Place  
East Tamaki, Auckland

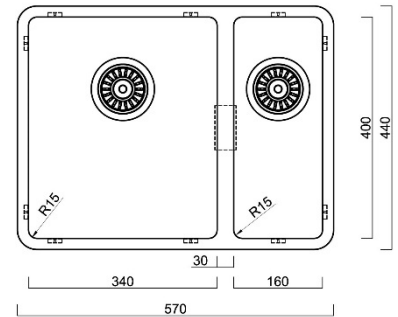
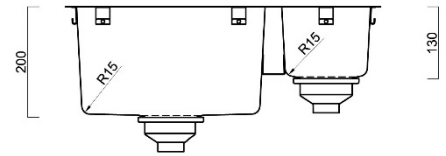
0800 697 465

**WELLINGTON**  
122-124 Tory Street  
Te Aro

**HAMILTON**  
60 Alexandra Street  
Central

**CHRISTCHURCH**  
345 St Asaph Street  
Christchurch

## Product Specification Sheet BFS570R15 (RH/LH)



### Designer R15

B&F Designer R15 340/160 Double Bowl

#### Models

14 BFD570R15LH  
14 BFD570R15RH

#### Corner Radius

15mm

#### Overall Dimensions W x D

340 x 400 x 200mm

#### Waste

90mm

#### Bowl Dimensions W x D x H

500 x 420 x 210mm

#### Installation

Under / Weld / Top mount  
(clips not included)

#### 2nd Bowl Dimensions: W x D x H

160 x 400 x 130mm


#### Minimum Cabinet Size

650mm

#### Material & Finish

1.0mm 304 Stainless Steel, Satin

Accessories Available (optional)



**BFDRMB**  
ROLLER MAT  
480 X 450mm



**BFDCO**  
COLANDER  
430 X 165mm

E&OE – it is recommended all measurements are taken directly from the product. Specification subject to change without notice, always consult the literature supplied with the product. Coloured images are indicative only, sample swatches are available on request